District 101 V

As of May 2026 Cumulative

Year	New Clubs	Dropped Clubs	Gain/ Loss Clubs	New Members	Charter Members	Reinstate Members	Transfer Members	Total Member Added	Total Members Dropped	Gain/ Loss Members
2021-2022	0	6	-6	96	3	14	10	123	272	-149
2022-2023	0	4	-4	83	0	2	10	95	177	-82
2023-2024	0	2	-2	97	0	7	7	111	139	-28
2024-2025	0	0	0	91	0	4	9	104	162	-58
2025-2026	0	1	-1	71	0	3	2	76	101	-25
Average	**0**	**3**	**-3**	**88**	**1**	**6**	**8**	**102**	**170**	**-68**

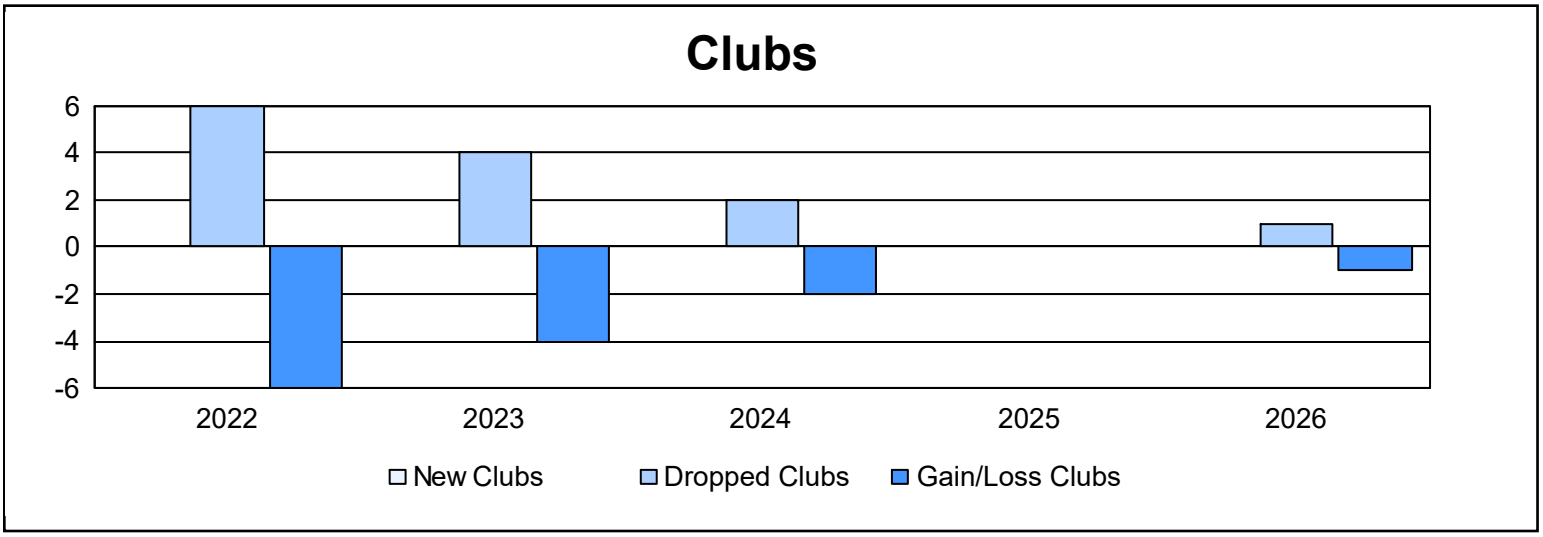

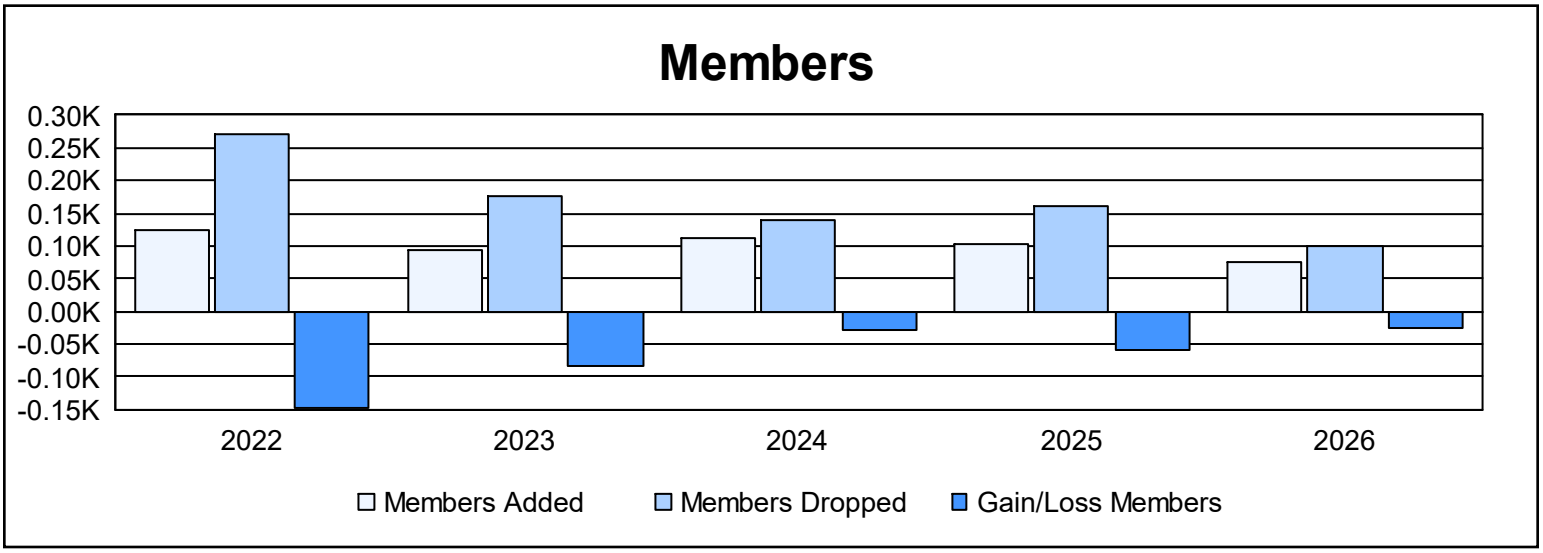

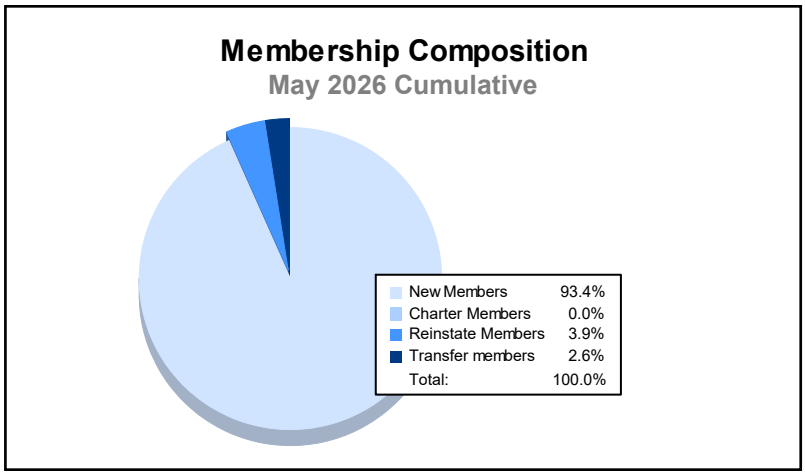
Membership Composition
May 2026 Cumulative
New Members 93.4%
Charter Members 0.0%
Reinstate Members 3.9%
Transfer members 2.6%
Total: 100.0%

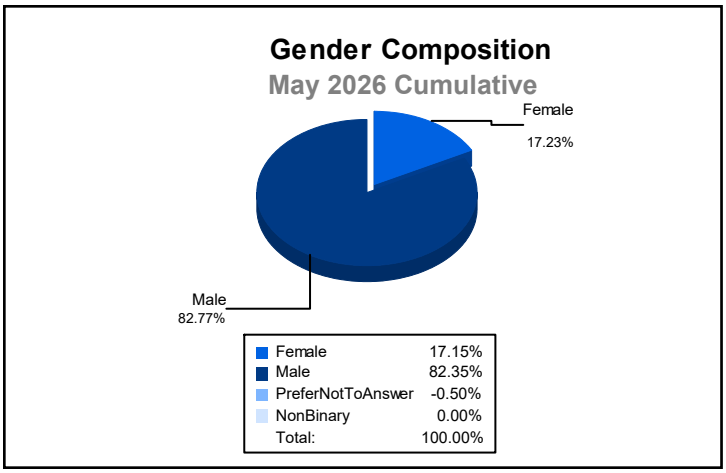
Gender Composition
May 2026 Cumulative
Female
17.23%
Male
82.77%
Female 17.15%
Male 82.35%
PreferNotToAnswer -0.50%
NonBinary 0.00%
Total: 100.00%